

KEYLEX[®] 4000 Prime

Entirely mechanical key-less lock

COOL & TOUGHNESS

New Concept & Design



Distributed by
KENWA Trading Corp.
180 ADAMS AVENUE
HAUPPAUGE, NY 11788, U.S.A.
(P)+1-631 951 2176 (F)+1-631 951 2177
(E) ktc@kenwa.net

made in Japan

KEYLEX[®] 4000

COOL & TOUGHNESS



■ FEATURES OF KEYLEX 4000

No electrical work

KEYLEX does not use electricity, so no electrical wiring is required and electrical problems such as power failure, flat batteries. And electrical malfunction can be avoided.

Quick to change code

Changeable the code without taking off lock body from a door.

High visibility and durability buttons

Buttons are made of stainless MIM (metal injection mold).

Fail safe mechanism

Even if the latch bolt is broken, latching function works for a while by support plate. Then it informs necessary timing to replace with red marks indication..

Anti-panic function

An anti-panic function allows the door to be opened with just one action.

High security and weather proof

Lever handle is equipped with slipping clutch mechanism to avoid damage and nullifies forced attack or vandalism from outside. Buttons are designed so that the set code can not be identified even after many years of use. And a body is designed to keep durability in severe circumstances.

Changeover to free passage

A free passage function can be enabled when using the door frequently.

*Cylinder type: 2 pcs of key are attached.
(K423P has not keys because of no cylinder.)

Each parts name

The chart shows right hand (looked from buttons trim and hinge position at right hand)

Button trim

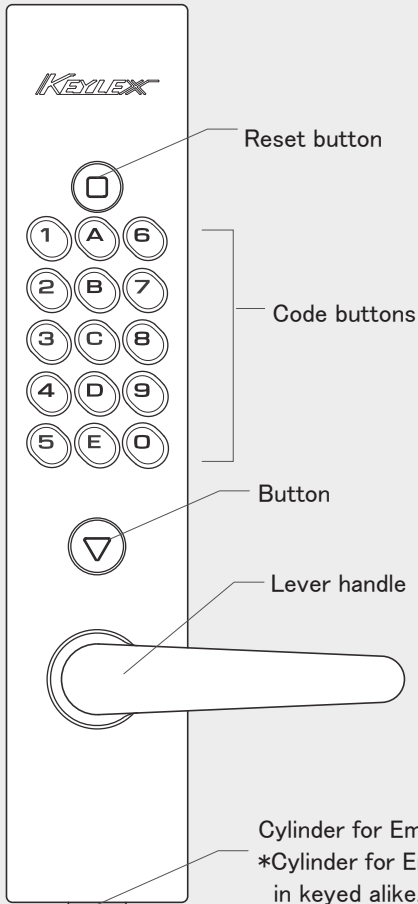
■ Exterior

*Materials

Lock body: Aluminium die cast

Button: Stainless Steel

Lever handle: Zinc die cast



■ Interior

Cover
*Showing cover is opened

Cylinder switch

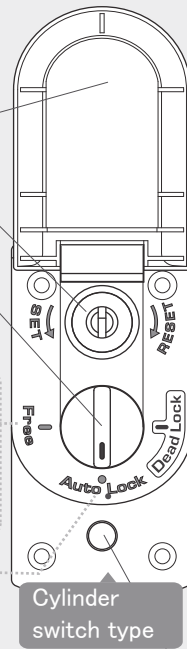
Thumb turn piece for mode

■ Passage function (Free)

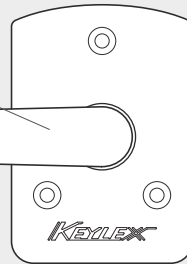
Passage function remains when door closed. Opened freely from inside/outside by lever handle operation

■ Auto lock

Auto locked when door is closed. Unlocked by code buttons operation or emergency key form outside.



Lever handle

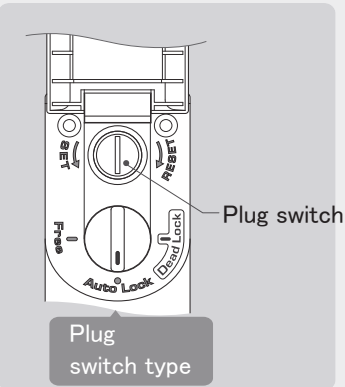


Escutcheon for mode

*Materials

Body: Zinc die cast

Cover: ABS resin



Dead lock

Auto locked when door is closed. Unlocked by key only from outside. (Only available by dead lock type)

Dead lock button

Inside lever handle and escutcheon.

*Materials

Body: Zinc die cast

Lever handle: Zinc die cast

Color variation



Instruction

For unlocking

From outside

- Under auto locking system function**
 - Proceed (1) to (4) for unlocking.
- Under passage function**
 - Open door by pulling down lever only.
- Under dead lock function**
 - Unlock by key only.
 - Not workable by button operation.

From Inside

You open door by lever handle.

Steps for changing code number For security, regular change of code is recommended.

- * New code set up is arrangeable as lock body remains on door.
- * Make new code set up as door keeps opened.

STEP 1

- Punch reset button.
- Put the key into cylinder and turn right 90 degrees then return key to original point and pull it out.

STEP 2

- Punch reset button.
- Enter new code number as per your selection.
- Put the key into cylinder and turn left (to set direction) and pull it out.

ATTENTION

- * 1 to 15 digits as per your option can be encoded by KL4000.
- * There is 32,768 combination.
- * This mechanical lock gives you free order in punching work.
Example: If code number 1-2-3 is set, you can unlock by punching either 1-2-3 or 2-3-1, 3-1-2, 1-3-2,
- * Basically, just one time operation is enough.
(Same button cannot be repeatedly pushed.)
Example: Cannot set up like 1-1-2-3, 1-2-2-3.

Correct position of lever handle

Irregular position → Regular position

In case lever handle does not stay at correct position, it means safety device is actuated to protect from the irregular attack by force.

Lever handle is equipped with safety device to protect from being opened by force.

If lever handle is operated by force without punching code numbers, safety device is actuated to protect inside mechanics and lever handle gets free turn and stops at upper or lower position like sketch shows.

This is not mechanical problem and return the lever handle to the normal position. (In horizontal level) Standard operation is functioned as usual.



· Protection cover is closed.



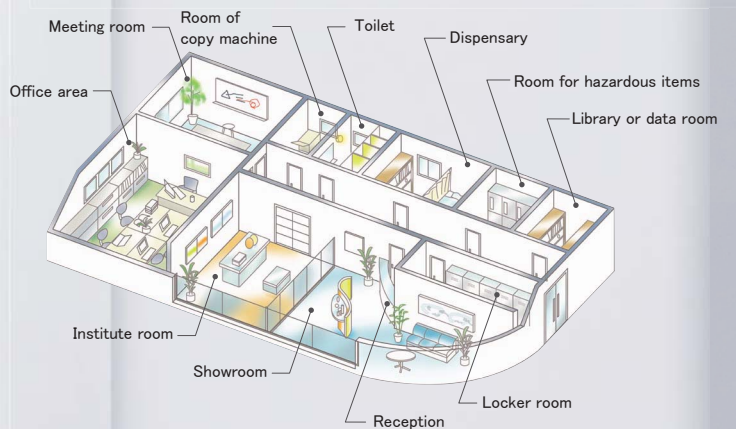
· Protection cover is opened

Suitable places of installation

Public & Commerce

- Possible to control numerous passengers' incoming & outgoing.
- Keeps locked condition by auto lock system.
- No need to get spare key.
- No extra cost is required to maintain security.

Air port, Bank, Train station, Military, Hospital, School, Laboratory, Stores, Hotel etc.



Apartment for rent
Dormitory

- Comfortable and safe facility can be appealed to resident.
- No need to change cylinder everytime new resident comes.

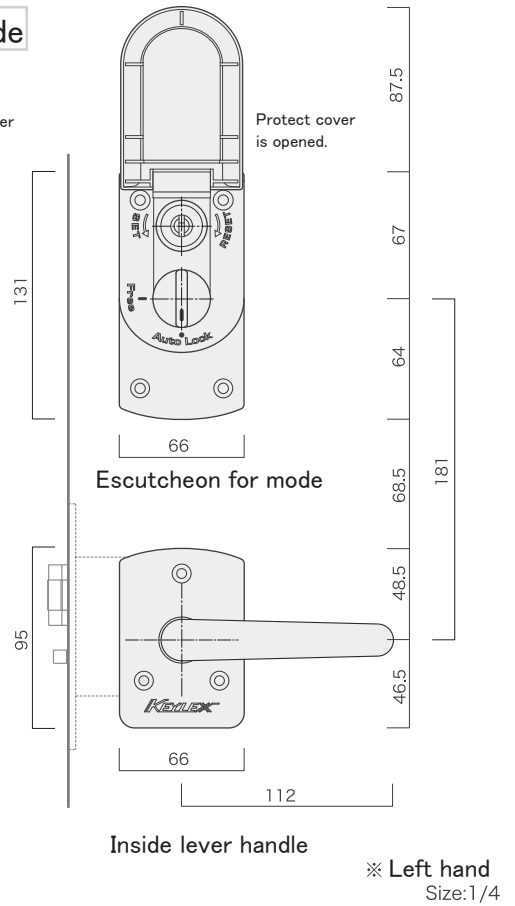
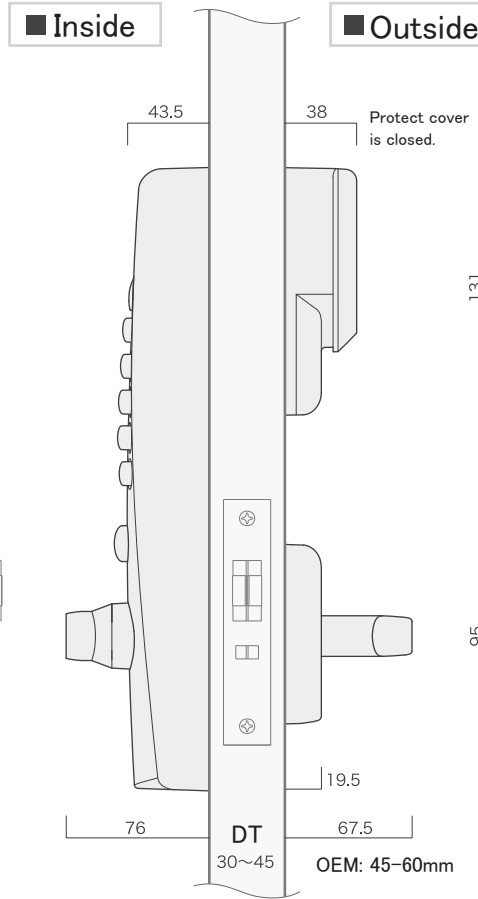
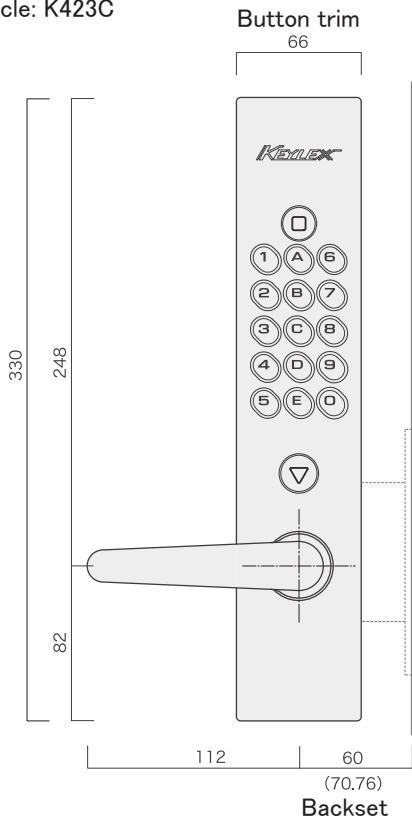
Residence

- Save your absent minded from locking.
- Gives visual deterrent effect against burglar attack or entry.

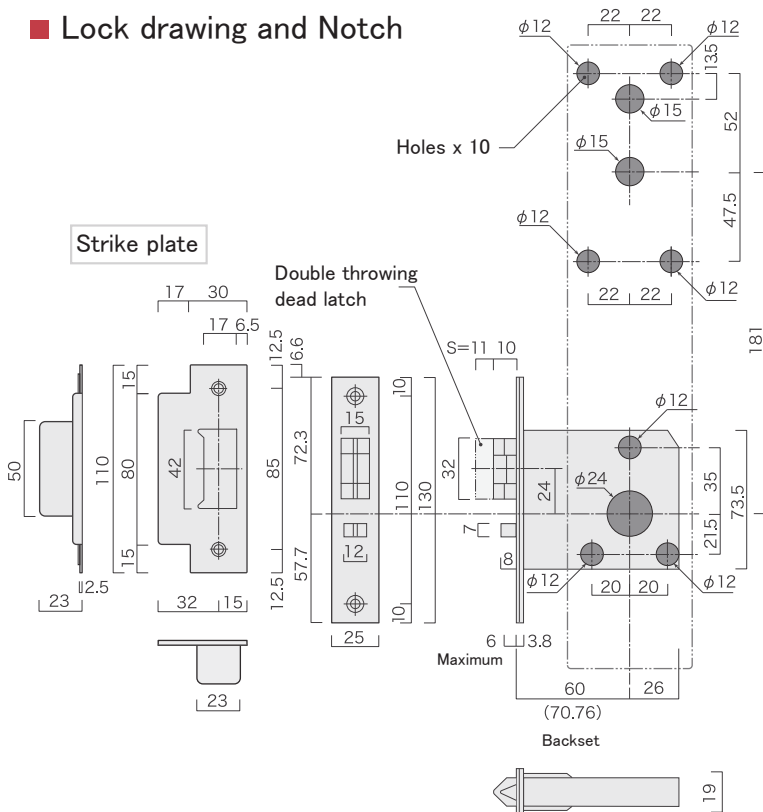
Drawing

Auto lock & Cylinder switch type

Article: K423C



Lock drawing and Notch



Variation

Article	Article No.	Finish
Auto lock & plug switch type	K423P	AS,AB
		WB
Auto lock & cylinder switch type	K423C	AS,AB
		WB
Auto lock with key, cylinder switch type	K423CM	AS,AB
		WB
Auto lock with dead lock, cylinder switch type	K423CD	AS,AB
		WB
Auto lock with key, plug switch type (Made to order)	K423PM	AS,AB
		WB
Auto lock with dead lock, plug switch type (Made to order)	K423PD	AS,AB
		WB

- Available both side button trim.
- Adaptable below cylinders.
 1. MIWA LA cylinder*
 2. GOAL LX cylinder
 3. HORI T-1d cylinder
 * Unadaptable MIWA disc cylinder
- Gross Weight: 4.5 kgs. (K423CM)

Size: 1/4

ISO 9001,14001

株式会社長沢製作所
NAGASAWA MANUFACTURING CO.,LTD.
<http://www.nagasawa-mfg.co.jp>

