


# NSC-G series Sliding Door Closer



Self-Closing System for Glass Sliding Doors



# NSC-G series Sliding Door Closer



## Self-Closing System for Glass Sliding Doors

### Features

The NSC-G series Sliding Door Closer is an innovative solution adding **self-closing feature** to your glass sliding door. By utilizing highly durable pull spring device, the NSC-G series offers full-range self-closing function. The door closes automatically from any position you release the door to the complete close position. The rotary gear damper provides safe and smooth soft-close feature at the end of door closure.

- Dual Speed Control :

Both the self-closing speed and soft-closing speed are individually adjustable.

- Design :

Its compact size and functional design allows any sliding doors to become self closing. Designed for door panels of either single, bi-parting and telescopic configuration.

- Quality :

NSC-G series is a highly reliable system securely tested for 500,000(NSC-C60V-G) and 1,000,000(NSC-C48-G) cycles.

- Long service life :

A long lasting product life time is achieved by our cutting-edge technologies, employed in our compact yet robust rotary gear damper, fluid friction resistance and one-way clutch brake mechanism.

- Installation :

The only preparation needed before installation is to drill screw holes into the door frame and glass. After that, all parts/devices can be installed by a screwdriver from the front, easily and efficiently.

- Non Handed :


The system can be used for both left and right hand sliding doors. It can be easily converted between left and right handing by a simple adjustment procedure.

- Non Electric :

The system does not require electric power so that works anytime even during power outage.

- Safety :

With its unique fluid reduction gear mechanism, the system is also designed to assist in reducing the door opening resistance to achieve an easy and safe opening operation for all, including the elderly, small children, people of limited mobility and people who are otherwise carrying large packages or groceries.



# NSC-G series Sliding Door Closer



## Self-Closing System for Glass Sliding Doors

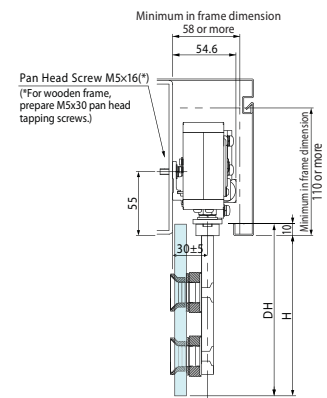
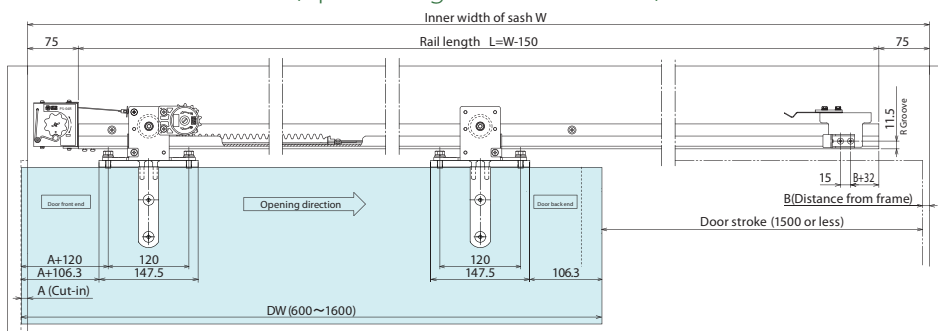


### Lineup

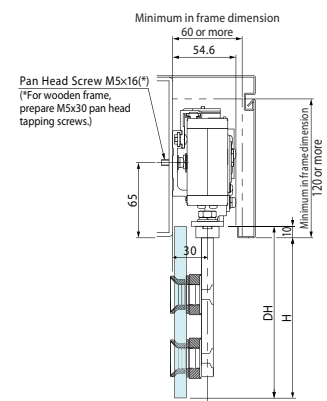
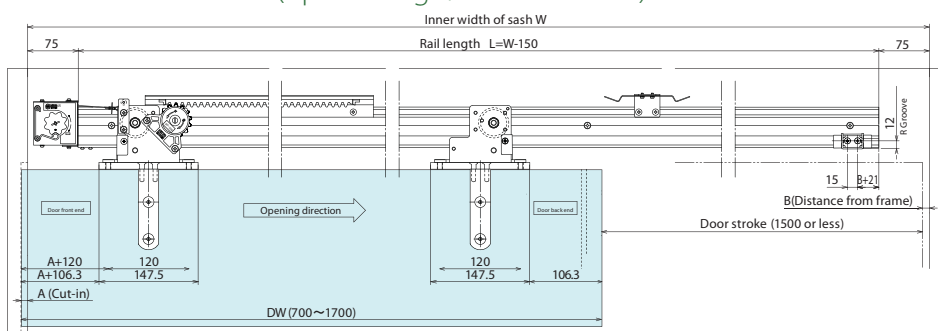
Model	Rail length	Max. Door Weight	Glass Thickness	Applicable Door Width	Max. Stroke
NSC-C60V-22-G	2200mm (86.6")	60 kgs. (132 lbs.)	10mm or 12mm (3/8" or 1/2")	600-1200mm (24-47")	1500mm (59")
NSC-C60V-31-G	3100mm (122")			1200-1600mm (47-63")	
NSC-C48-22-G	2200mm (86.6")	80 kgs. (176 lbs.)		700-1200mm (28-47")	
NSC-C48-31-G	3100mm (122")			1200-1600mm (47-63")	

- (1)system includes pull spring device, rotary gear damper, control gear rack, hangers(x2), door stopper, hold-open device, glass brackets(x2) and rail. Rail can be cut to preferred length.
- Recommended glass type: 10mm (3/8") or 12mm (1/2") tempered glass (The system does not guarantee the durability of glass.)
- Please choose the glass thickness (10mm=3/8" or 12mm=1/2") when ordering.
- Make sure that the wall/frame where the system will be installed have enough strength/stability to be able to hold the entire weight of the door and sliding door closer.
- Please prepare a suitable bottom guide for the glass door in order to avoid the door swinging. Please also prepare a floor door stop at front end of the door if necessary.

### NSC-C60V-G series (up to 60 kgs / 132 lbs doors)



### NSC-C48-G series (up to 80 kgs / 176 lbs doors)



Unit: mm

### Options

Free Stop	Delayed Device	Close Assist Device	Bi-Parting Option	Pocket Door Option	Decorative Cover	Pull Handle
<p>SFS-B-CV (for C60V-G) SFS-B (for C48-G)</p> <p>Stops the door at any desired position. To release, lightly pull the door so it will automatically close.</p>	<p>SDA-CV (for C60V-G) SDA-C (for C48-G)</p> <p>Holds the door at full open position for desired time period. Holding time is adjustable 0-15sec.</p>	<p>SCP-CV (for C60V-G) SCP-C (for C48-G)</p> <p>Catches and latches the door firmly for preventing door bounce. Pulling force is adjustable between 5N-10N.</p>	<p>SC-WCV (for C60V-G) SC-WC (for C48-G)</p> <p>Opening one side of doors will also open the other door. Both doors close automatically.</p>	<p>CKS-V (for C60V-G) CKS-C (for C48-G)</p> <p>Enables easy access to major components after installing into the pocket door.</p>	<p>DC-C</p> <p>Decorative front cover for C60V-G/C48-G series. 2350mm (92.5") or 3250mm (128") Can be cut into preferred length.</p>	<p>KHS/KHU series</p> <p>Contemporary and modern style door handles suitable for wooden, steel and glass doors. Custom size, design and finish available.</p>



Open to new possibility.

**KENWA Trading Corporation**

380 N Broadway Ste 302  
Jericho NY 11753 USA

P: 1-516-933-6016

F: 1-516-933-6018

E: [ktc@kenwa.net](mailto:ktc@kenwa.net)

W: <http://kenwa-america.com>